

Synthesis and Characterization of Catalysts from Rice Husk and Egg Shell for Production of Biokerosene

S. Haruna¹, B.U. Bagudo², A.M.Sokoto³ and B.U.Ibrahim⁴

¹Zonal Advance Space Technology Application Laboratory Gombe.

^{2,3,4}Department of Energy and Applied Chemistry Usmanu Dan Fodiyo University Sokoto.



Article History

Received: 30.05.2026

Accepted: 19.06.2026

Published: 04.07.2026

Corresponding Author:
S. Haruna

Abstract: The increasing demand for sustainable and low-cost catalysts for biofuel upgrading has stimulated research into the utilization of agricultural wastes such as rice husk and eggshell for catalyst synthesis. This seminar discusses the preparation, characterization, and catalytic potential of NiCo/SiO₂ and CaO/Al₂O₃. Catalysts synthesized from rice husk and eggshell, respectively. Rice husk serves as an abundant renewable source of silica, while eggshell is a rich source of calcium carbonate that can be converted into calcium oxide through calcination. The synthesized catalysts were characterized using X-ray diffraction (XRD), X-ray fluorescence (XRF), Brunauer–Emmett–Teller (BET) surface area analysis, and thermogravimetric analysis (TGA) to evaluate their structural, thermal, and surface properties. Results revealed that the catalysts possess high surface area, mesoporous structures, and good thermal stability suitable for heterogeneous catalytic applications. NiCo/SiO₂ catalyst exhibited enhanced surface area and porosity due to silica derived from rice husk, while The CaO/Al₂O₃ catalyst showed excellent basic characteristics. The study highlights the importance of converting agricultural waste into valuable catalytic materials for biofuel production and environmental sustainability. The utilization of waste-derived catalysts offers economic, environmental, and industrial benefits by reducing waste disposal problems and promoting sustainable energy development.

Keywords: Synthesis, Characterization, Catalyst, Rice husk, Eggshell and Biokerosene.

Cite this Article

S. Haruna, B.U. Bagudo, A.M.Sokoto and B.U.Ibrahim (2026) Synthesis and Characterization of Catalysts from Rice Husk and Egg Shell for Production of Biokerosene *GRS Journal of Multidisciplinary Research and Studies, Vol-3 (Iss-7). 1-6*

Introduction

Renewable energy from biomass had been recognized by scientists as a promising source of energy with the potential to play a significant role in complementing the depleting fossil fuel resources in the production of fuels and chemicals (Özçimen and Karaosmanoğlu, 2004; Ambursa *et al.*, 2016).

Bio-kerosene (jet fuel) is a form of biofuel that can serve as a direct substitute for aviation kerosene from fossil fuels, and can be produced by hydro-treating bio-oils from plants, animal fats, or other forms of biomass feed stocks (Ekpenkhio, 2024). Bio kerosene possess comparable fuel properties to the conventional kerosene but offers a number of ecofriendly benefits, including lower emission of oxides of carbon, nitrogen, and sulfur (CO_x, NO_x and SO_x), thereby, minimizing emissions of greenhouse gases (Kumar *et al.*, 2012; Selvam *et al.*, 2025).

Over the past years, catalytic upgrading of bio-fuels has gain prominence among researchers due to its potential to improve the quality, and yield of the bio-oil production process. Catalyst plays an important role in the different bio-fuel upgrading processes such

as hydro treating, cracking and trans-esterification (Ko *et al.*, 2012 ; Zhao *et al.*, 2017 ; Kundu *et al.*, 2024).

The most widely used heterogeneous catalysts in bio-oil upgrading are metals and their oxides due to their high stability, activity, selectivity and recyclable nature. Notable examples of heterogeneous catalysts active metals and support reportedly used for bio-fuel upgrading includes Ni, Pd, Pt, Biochar, carbon nanotubes etc (Wang *et al.*, 2012 ; Zhang *et al.*, 2013 ; Nguyen *et al.*, 2016 ; Cheng *et al.*, 2018 ; Carrasco *et al.*, 2024). These catalysts have been reported to improve the yield of biodiesel from triglycerides, improve quality of bio-oil, and increase fuel stability.

Several researches have explored the use of different heterogeneous catalysts for bio-oil upgrading, and these include supported metals, metal oxides and zeolites (Wang *et al.*, 2012; Sihombing *et al.*, 2023).

The use of agricultural wastes such as rice husk and egg shell offer a cheaper and renewable and environmentally friendly alternative source of heterogeneous catalysts for bio-oil upgrading due to their low cost, availability, and biodegradable nature. Rice husk is

considered a waste with high resistance to decomposition and has a low nutritional value to animals and also being difficult to digest. Rice husks also have low calorific value (3585 kcal kg⁻¹) and high ash content when burnt (Ameri *et al.*, 2019; Tsai *et al.*, 2025). The ash contains nearly 95% silica and is an important renewable source of silica. In addition, the ash contains potassium, sodium, magnesium, calcium, iron, phosphorus and much smaller quantities of other elements (Bakar *et al.*, 2016; Hamidu *et al.*, 2025). Egg shells are useful in the preparation of heterogeneous catalysts. Eggshell CaO is a promising green catalyst in biofuel production and has many bioactive compounds exhibiting high economic benefits. Internationally, about 250,000 tons of eggshell waste is released annually (Faridi and Arabhosseini, 2018). Egg shells are agricultural bio-waste materials that are biodegradable, recyclable and biocompatible (Pedavoah, 2018). It is mainly composed of calcium carbonate (CaCO₃), which accounts for about 93.6% by weight, followed by calcium triphosphate (0.8%), which accounts for about 10% of an egg. This research aim to synthesis and characterize catalysts from rice husk and egg suitable for bio kerosene production.

Material and Methods

Materials

Information on the instruments, chemicals and methods used in this research are presented in the following subsections.

➤ Instruments

The instruments used in this research work are listed in **Table 2.1**. The instruments were used in accordance to manufacturers' operation guidance.

Table 2.1: List of Instruments

Instruments	Model	Manufacturer
Analytical Balance	AW320	Shimadzu, Japan
FT-IR spectrometer	Cary 630 FTIR	Agilent technologies, USA
X-ray diffraction	Miniflex 600-C	Rigaku Corporation, Japan
BET analyzer	-	-
X-ray Fluorescence analyzer	-	-
Furnace	AAF 1100	AAF 1100

➤ Reagents

The reagents used in this research work are listed in **Table 2.2**. All the chemicals were of analytical grade and were used as purchased without prior purification.

Table 2.2: List of Reagents Used

Sodium hydroxide	NaOH	≥97.0%	Sigma Aldrich, USA
------------------	------	--------	--------------------

➤ Source of samples

The samples used in this research are rice husk and egg shell. The rice husk and egg shell were collected from a local rice mill factory located at Gidan Dare, Sokoto North and Local tea sellers (Mai

Shayi), usmanu Danfodiyo University minimart, Sokoto respectively. They were thoroughly washed and sun dried.

Methods

➤ Catalyst preparation

a) Synthesis of silica form rice husk

The rice husk ash was prepared by open air burning to get the rice husk ash. To prepare the catalyst, silica from rice husk ash was treated by impregnation and calcination processes. The silica was mixed with 1M NaOH solutions with ratio 1:10. The mixture was heated at 100 °C for 1 h at a stirring speed of 350 rpm, filtered and dried at 110 °C. The silica was then calcined at 500 °C for 2 hours (Tsai *et al.*, 2025).

b) Synthesis of CaO from eggshell

CaO catalyst was prepared through the process of calcining the egg shell. The egg shell was washed thoroughly cleaned using tap water followed by rinsing with distilled water. The cleaned b) egg shell was dried in a hot oven at 105°C for 24 hours. Once dried, the egg shell was grinded into small particles and calcined in a muffle furnace with under air at 900°C for 2.5 hours (Mudi *et al.*, 2023). Both calcined rice husk and egg shell were stored in an air tight container for later use.

c) Synthesis of NiCo/SiO₂ and CaO/Al₂O₃

NiCo/SiO₂ catalyst was prepared using wet impregnation method by dissolving 11.22g of Nickel nitrate and 5.36g of cobalt nitrate and in 50 mL of deionize water to form an aqueous solution, and 20g of Silica powder was gradually added to the aqueous solution while stirring at 200 r.p.m. The mixture was then stirred at 400 r.p.m. and 70 °C using a hot plate magnetic stirrer to evaporate all the water, leaving behind a wet solid catalyst that was dried overnight at 80°C in the oven (Mudi *et al.*, 2023). The resulting NiCo/SiO₂ catalyst was calcined at 500°C for 5 hours. Similar procedure was used to prepare CaO/Al₂O₃ catalysts.

➤ Catalyst characterization

a) X-ray diffraction (XRD) and X-ray fluorescence (XRF) analyses

The powdered X-ray Diffraction (PXRD) analysis was carried out using the Rigaku MiniFlex 6G equipped with the Rigaku SmartLab Software Situated at Central Advance Science Laboratory Complex (CASLAC), Usmanu Danfodiyo University, Sokoto. The measurement was done with Cu-K α radiation (40Kv, 15mA) using a Sc-70 detector recorded over 3 – 90° 2 range at a speed of 10.00°/min. The basal spacing (d001) values were also determined from XRD patterns. The X-ray fluorescence (XRF) analyses was carried out using EDXRF analyzer at Advance Science Central Laboratory, Umaru Musa Yar'Adua University, Katsina.

b) Thermo-gravimetric analysis (TGA)

Thermo-gravimetric analysis is an analytical technique in which weight loss of the sample is measured with respect to time or temperature. In this study, it was used to examine the thermal stability of the rice husk and egg shell catalysts. A PerkinElmer TGA 800 equipment was used to carry out thermo-gravimetric analyses of the samples. About 17.5 mg of the catalyst was placed on the zeroed sample pan, nitrogen flow switched on and the sample loaded onto the furnace.

Thermo-gravimetric analysis was performed on the catalysts under nitrogen atmosphere (purity 99.9%) and the temperature ramped

from 25°C to 800°C at a rate of 10°C per minute. During TGA analyses, sample weight changes over the temperature range are continuously recorded as the gaseous products are removed.

c) Surface area and pore volume determination

The surface area, pore width and pore volume analyses of the prepared catalysts were determined using N₂ adsorption isotherms at 77.35K using Quantachrome Instrument (Version 11.03). The samples were degassed for 3 hours at 250°C in a vacuum. The surface area was determined using multiple point Brunauer-Emmett-Teller (BET) method. The pore volume and pore size were estimated using Barrett-Joyner-Halenda (BJH) method (Brame and Griggs *et al.*, 2016).

Results and Discussion

Catalyst Characterization

Catalyst characterization is a crucial aspect of catalyst development. There is a strong connection between the structural features of heterogeneous catalysts and their catalytic performance. This stage of catalyst development uses physical and chemical methods to evaluate important catalytic properties of the catalysts and also provide a clear understanding of the relationship between catalyst structure and its performance.

The obtained calcined rice husk and egg shell were analyzed using Brunauer-Emmett-Teller (BET) surface area, Thermo-gravimetric (TGA), X-ray Fluorescence Spectroscopy (XRF), Fourier Transform-infrared (FT-IR) spectroscopy and X-ray diffraction (XRD) analyses.

➤ X-ray Diffraction Spectroscopy (XRD) analyses

X-ray diffraction (XRD) is a rapid technique primarily used to examine the degree of crystallization, which are the size, composition and crystal structure of pure samples. **Figure 3.4** shows the XRD diffractogram of the calcined egg shell and rice husk.

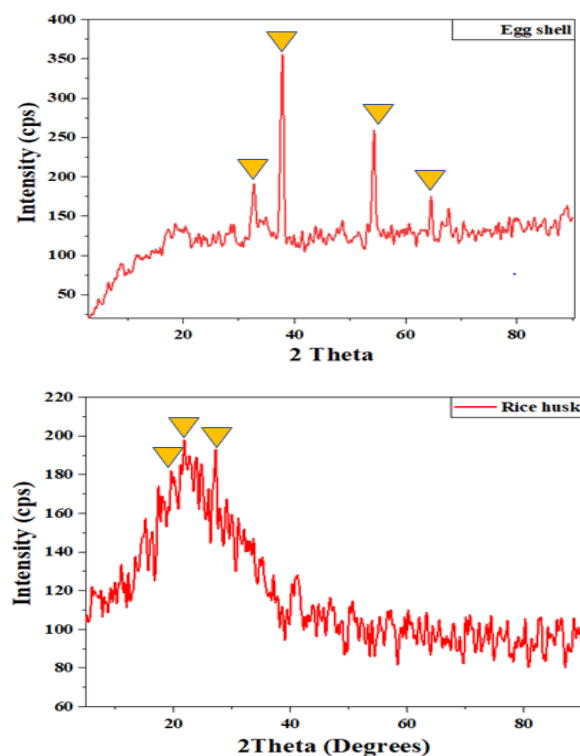


Figure 3.4: X-ray Diffraction Spectroscopy (XRD) analyses

The XRD analyses of egg shell showed a diffraction peak of the crystalline phase which is the main component of egg shell (**Fig 3.4a**). The main peaks were observed at 2θ values of 32.2° (111), 37.4° (200), 53.9° (22064.2° (311) and 67.4° (222), which are the characteristic peaks of calcium oxide obtained from the decomposition of calcium carbonate at high temperature of 700 °C – 800 °C (Naemchanthara, *et al.*, 2008; Park *et al.*, 2007) .

The XRD of the rice husk catalyst (**Figure 3.4b**) revealed a broad peak at 2θ value of 22° for amorphous cellulose, peaks at 2θ =20-25, and 26.6 are for quartz (SiO₂) (Park , 2007; Mijan , 2014). This confirm that the rice husk catalyst mainly contain amorphous SiO₂.

The XRD analyses of the synthesized catalyst showed that the egg shell is made of primarily calcium oxide as the mineral phase while the rice husk catalyst is made of mainly silica as the major component. Both CaO and Silica have proven good candidates for bio-oil upgrading reactions reported in the literature (Yi *et al.*, 2019; Zhang *et al.*, 2024; Böhme *et al.*, 2025).

➤ BET Pore Size Distribution Analysis

The pore size distribution analysis provides important information regarding the textural properties and accessibility of active sites within the catalyst structure (Kesserwan, 2021). The CaO/Al₂O₃ catalyst showed a relatively uniform pore size distribution with mesoporous characteristics, which favors efficient diffusion of reactants and products during catalytic reactions (Kesserwan, 2021). The mesoporous structure can be attributed to the incorporation of alumina support, which enhances pore development and dispersion of CaO particles obtained from eggshell waste (Kesserwan, 2021).

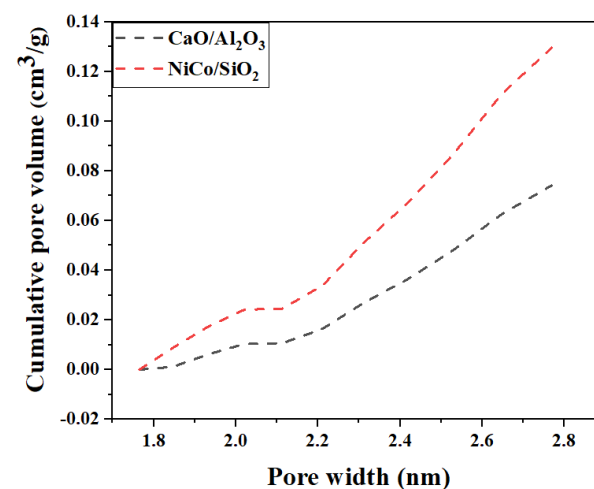


Figure 2: Pore Size Distribution of CaO/Al₂O₃ and NiCo/SiO₂ catalysts

The NiCo/SiO₂ catalyst also exhibited a well-developed mesoporous structure with narrow pore size distribution (Alshammari *et al.*, 2026). The silica synthesized from rice husk contributed significantly to the formation of highly porous channels and improved surface morphology (Alshammari *et al.*, 2026). The incorporation of Ni and Co metals onto the silica support may have slightly altered the pore arrangement but maintained sufficient pore accessibility for catalytic activity (Alshammari *et al.*, 2026). The mesoporous nature of both catalysts is advantageous because it enhances mass transfer, increases active site accessibility, and improves overall catalytic performance.

➤ BET Surface area, pore sizes and pore volume

Three important properties of heterogeneous catalysts are the catalyst surface area, pore size and pore volume.

The surface area, pore volume and pore size of the CaO/Al₂O₃ and NiCo/SiO₂ catalysts were determined using N₂ adsorption-desorption isotherms as shown in **Table 1**.

Table 1: BET analysis showing the catalyst surface area, pore diameter and pore volume

Catalyst	Surface area (m ² /g) (nm)	Pore Diameter	Pore Volume (cc/g)
CaO/Al ₂ O ₃	266.808	2.960	0.144
NiCo/SiO ₂	397.840	2.820	0.241

The NiCo/SiO₂ catalyst exhibited a significantly higher surface area of 397.840 m²/g, pore diameter of 2.820 nm, and pore volume of 0.241 cc/g. The high surface area is mainly attributed to the highly porous silica synthesized from rice husk, which promotes better dispersion of Ni and Co active metals (Alshammari *et al.*, 2026). The larger pore volume indicates improved porosity and greater adsorption capacity, which are beneficial for catalytic applications requiring efficient reactant diffusion and active site accessibility (Alshammari *et al.*, 2026). The BET results therefore suggest that NiCo/SiO₂ may exhibit superior catalytic performance due to its higher surface area and pore volume. pore diameter obtained for the synthesized catalysts are in consistent with and in some cases surpasses that of some previously reported catalysts for biokerosene production in literatures (Neuling and Kaltschmitt, 2015 ; Al-Muttaqii *et al.*, 2019 ; Achinas *et al.*, 2021).

➤ **Thermo-gravimetric and Differential Analyses (TGA)**

Thermogravimetric analysis (TGA) was used to evaluate the thermal stability and decomposition behavior of the synthesized CaO/Al₂O₃ and NiCo/SiO₂ catalysts. The CaO/Al₂O₃ catalyst synthesized from eggshell-derived CaO exhibited a gradual weight loss with increasing temperature, which can be attributed to the removal of physically adsorbed moisture, volatile organic compounds, and decomposition of residual carbonate species present in the eggshell precursor (Kesserwan, 2021).

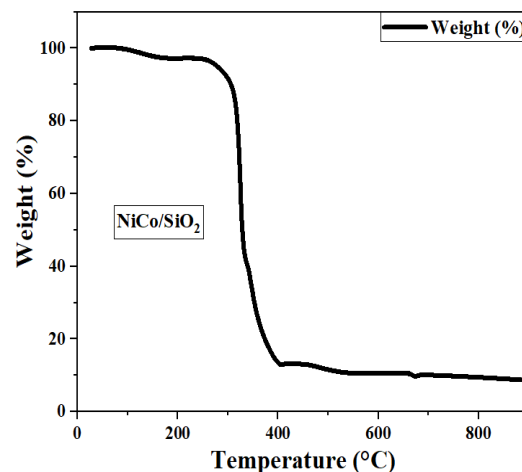
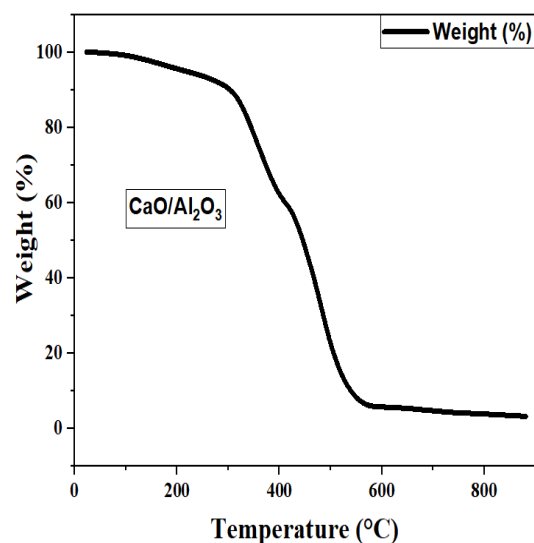


Figure 1: Thermogravimetric analyses of a) CaO/Al₂O₃ and b) NiCo/SiO₂

The initial weight loss observed at lower temperatures is mainly associated with dehydration processes, while the minor weight reduction at intermediate temperatures may result from decomposition of calcium carbonate residues into CaO and CO₂ (Kesserwan, 2021). At higher temperatures, the catalyst displayed improved thermal stability, confirming successful calcination and formation of stable CaO/Al₂O₃ phases suitable for catalytic applications (Kesserwan, 2021).

Similar catalyst stability was observed for some reported catalysts used for biokerosene production (de Sausa *et al.*, 2021; de Medeiros *et al.*, 2022).

➤ **X-Ray Fluorescence Spectroscopy**

The mineral content and their percentage in the egg shell and rice husk catalysts were assessed using X-Ray Fluorescence Spectroscopy as shown in the **Table 3.1**

Table 2: XRF analysis of CaO/Al₂O₃ and NiCo/SiO₂ catalysts

Catalyst	Compound	Mole %
1) CaO/Al ₂ O ₃	CaO	51.77
	Al ₂ O ₃	35.51
	SiO ₂	8.295
2) NiCo/SiO ₂	NiO	17.164
	SiO ₂	65.9
	Al ₂ O ₃	2.866
	CaO	8.664

For the NiCo/SiO₂ catalyst, the XRF analysis revealed the presence of SiO₂ as the dominant component with 65.9 mole %, confirming successful synthesis of silica from rice husk ash. NiO and Co-containing species were also detected, indicating successful incorporation of active metals onto the silica support (Alshammari *et al.*, 2026). The high silica content contributes to improved thermal stability, porosity, and surface area of the catalyst (Alshammari *et al.*, 2026). The presence of CaO and Al₂O₃ in smaller quantities may be associated with residual impurities or support modification during synthesis (Alshammari *et al.*, 2026). The XRF results confirm successful preparation of both catalysts from sustainable waste-derived materials suitable for

heterogeneous catalytic applications (Yi *et al.*, 2019; Yi *et al.*, 2020; Kotsur, 2022).

Conclusion

The conversion of agricultural waste such as rice husk and egg shell into catalyst for bio-kerosene production is a green strategy. The present work was designed to synthesize and characterize CaO and SiO₂ based heterogeneous catalyst from egg shell and rice husk. The characterizations conducted on the two catalysts reveal the feasibility of transforming agricultural wastes into valuable resources for green energy applications. Both rice husk and egg shell exhibited favourable chemical and structural properties vital for catalytic application in bio-kerosene production. The CaO catalyst derived from egg-shell showed higher surface area, larger pore sizes, and better thermal stability, making it very suitable for hydrodeoxygenation and trans-esterification reactions. On the other hand, SiO₂ catalyst derived from rice husk, have a moderate surface area, amorphous structure, and offers potential as both catalyst and support material for bio-kerosene production. XRD, XRF, and FT-IR analyses confirmed the successful synthesis of calcium oxide (CaO) and Silica (SiO₂) phases, while TGA confirmed the catalysts stability at high temperatures, indicating durability during catalytic reactions.

These research findings support the use of low-cost renewable, agricultural wastes as alternate source for active heterogeneous catalyst development, contributing to green and sustainable bio-fuel production and proper waste management. The study offers a solid foundation for future research on optimization of catalyst synthesis parameters (impregnation method and calcination temperature) to enhance catalyst performance. This work is also in line with the on-going global fight against climate change, promoting circular economy by reducing the over-dependence on fossil fuel and the use of expensive catalysts for bio-fuel production.

References

1. Achinas, S., Margry, S., & Euverink, G. J. W. (2021). A technological outlook of biokerosene production. In *Sustainable Biofuels* (pp. 225-246). Academic Press.
2. Al-Muttaqii, M., Kurniawansyah, F., Prajitno, D. H., & Roesyadi, A. (2019). Bio-kerosene and bio-gasoil from coconut oils via hydrocracking process over Ni-Fe/HZSM-5 catalyst. *Bulletin of Chemical Reaction Engineering & Catalysis*, 14(2), 309-319.
3. Alshammari, D. A., Aladeemy, S. A., Ali, R. M., Marouani, M. E., El-Naggar, N. A., Alharbi, F. S., ... & Al-Fatesh, A. S. (2026). A comparative study of SiO₂, Al₂O₃, and mixed SiO₂-Al₂O₃-supported nickel catalysts for dry reforming of methane: effects of calcination temperature on catalytic performance. *Journal of Materials Science*, 61(2), 834-853.
4. Ambursa, M.M., Ali, T.H., Lee, H.V., Sudarsanam, P., Bhargava, S.K. and Hamid, S.B.A., 2016. Hydrodeoxygenation of dibenzofuran to bicyclic hydrocarbons using bimetallic Cu-Ni catalysts supported on metal oxides. *Fuel*, 180, pp.767-776.
5. Ameri F, Shoaie P, Bahrami N, Vaezi M, Ozbakkaloglu T (2019). Optimum rice husk ash content and bacterial concentration in selfcompacting concrete. *Construction and Building Materials* 222:796813.
6. Bakar RA, Yahya R, Gan SN (2016). Production of high purity amorphous silica from rice husk. *Procedia Chemistry* 19:189-195.
7. Böhme, M., Jensen, P. A., Høj, M., Hansen, B. B., Stummann, M. Z., & Jensen, A. D. (2025). Conversion of Furfural as a Bio-Oil Model Compound over Calcium-Based Materials as Sacrificial Low-Cost Catalysts for Bio-Oil Upgrading. *Catalysts*, 15(6), 554.
8. Brame, J. A., & Griggs, C. S. (2016). Surface area analysis using the Brunauer-Emmett-Teller (BET) method: scientific operation procedure series: SOP-C.
9. Carrasco Díaz, A., Abdelouahed, L., Brodu, N., Montes-Jiménez, V., & Taouk, B. (2024). Upgrading of pyrolysis bio-oil by catalytic hydrodeoxygenation, a review focused on catalysts, model molecules, deactivation, and reaction routes. *Molecules*, 29(18), 4325.
10. Cheng, S., Wei, L., Alsowij, M. R., Corbin, F., Julson, J., Boakye, E., & Raynie, D. (2018). In situ hydrodeoxygenation upgrading of pine sawdust bio-oil to hydrocarbon biofuel using Pd/C catalyst. *Journal of the Energy Institute*, 91(2), 163-171.
11. de Medeiros, A. M., de Sousa Castro, K., de Macêdo, M. L. G., de Moraes Araújo, A. M., da Silva, D. R., & Gondim, A. D. (2022). Catalytic pyrolysis of coconut oil with Ni/SBA-15 for the production of bio jet fuel. *Rsc Advances*, 12(16), 10163-10176.
12. de Sousa Castro, K., de Medeiros Costa, L. F., Fernandes, V. J., de Oliveira Lima, R., de Moraes Araújo, A. M., de Sant'Anna, M. C. S., ... & Gondim, A. D. (2021). Catalytic pyrolysis (Ni/Al-MCM-41) of palm (*Elaeis guineensis*) oil to obtain renewable hydrocarbons. *RSC advances*, 11(1), 555-564.
13. Ekpenkhio, J. E. (2024). Production of bio-kerosene from jatropha curcas seeds: evaluation and parameter influence. *Current Journal of Applied Science and Technology*, 43(5), 52-60.
14. Faridi, H., & Arabhosseini, A. (2018). Application of eggshell wastes as valuable and utilizable products: A review. *Research in Agricultural Engineering*, 64(2).
15. Hamidu, I., Afotey, B., Kwakye-Awuah, B., & Anang, D. A. (2025). Synthesis of silica and silicon from rice husk feedstock: A review. *Heliyon*, 11(4).
16. Kesserwan, F. M. (2021). *CaO-Al₂O₃ calcined aerogels and alcogels for heterogeneous catalytic production of biodiesel from waste cooking oil* (Doctoral dissertation).
17. Ko, C. H., Park, S. H., Jeon, J. K., Suh, D. J., Jeong, K. E., & Park, Y. K. (2012). Upgrading of biofuel by the catalytic deoxygenation of biomass. *Korean Journal of Chemical Engineering*, 29(12), 1657-1665.
18. Kotsur, M. (2022). An Evaluation of Catalyst Applications in Bio-Oil Upgrading and Biomass Pyrolysis. *Journal of Enterprise and Business Intelligence*, 2(4), 235-246.
19. Kumar, S., Chaube, A., & Jain, S. K. (2012). Sustainability issues for promotion of Jatropha biodiesel in Indian scenario: a review. *Renewable and Sustainable Energy Reviews*, 16(2), 1089-1098.
20. Kundu, D., Samanta, P., Bhowmick, S., Panigrahi, S., Dey, S., Nath, K., & Lin, C. S. K. (2024). Heterogeneous catalysts for sustainable biofuel production: A paradigm shift towards renewable energy. *Biocatalysis and Agricultural Biotechnology*, 62, 103432.

21. Mijan, M. A., Kim, D. H., & Kwak, H. S. (2014). Physicochemical properties of nanopowdered eggshell. *International Journal of Food Science and Technology*, 49(7), 1751-1757.
22. Mudi, I., Hart, A., Ingram, A., & Wood, J. (2023). Catalytic hydrodeoxygenation of vanillin, a bio-oil model compound over renewable Ni/biochar catalyst. *Catalysts*, 13(1), 171.
23. Naemchanthara, K., Meejoo, S., Onreabroy, W., & Limsuwan, P. (2008). Temperature effect on chicken egg shell investigated by XRD, TGA and FTIR. *Advanced Materials Research*, 55, 333-336.
24. Neuling, U., & Kaltschmitt, M. (2015). Conversion routes for production of biokerosene—status and assessment. *Biomass Conversion and Biorefinery*, 5(4), 367-385.
25. Nguyen, H. K., Pham, V. V., & Do, H. T. (2016). Preparation of Ni/biochar catalyst for hydrotreating of bio-oil from microalgae biomass. *Catalysis Letters*, 146(11), 2381-2391.
26. Özçimen, D., & Karaosmanoğlu, F. (2004). Production and characterization of bio-oil and biochar from rapeseed cake. *Renewable energy*, 29(5), 779-787.
27. Park, H. J., Jeong, S. W., Yang, J. K., Kim, B. G., & Lee, S. M. (2007). Removal of heavy metals using waste eggshell. *Journal of environmental sciences*, 19(12), 1436-1441.
28. Pedavoah, M. M., Badu, M., Boadi, N. O., & Awudza, J. A. (2018). Green bio-based CaO from guinea fowl eggshells. *Green and Sustainable Chemistry*, 8(2), 208-219.
29. Selvam, C., Raja, T., Nagappan, B., Upadhye, V. J., Guntaj, J., Devarajan, Y., & Mishra, R. (2025). The role of biodiesel in marine decarbonization: Technological innovations and ocean engineering challenges. *Results in Engineering*, 103974.
30. Tsai, W. T., Jiang, T. J., Tang, M. S., Chang, C. H., & Kuo, T. H. (2025). Enhancement of thermochemical properties on rice husk under a wide range of torrefaction conditions. *Biomass Conversion and Biorefinery*, 15(2), 1825-1834.
31. Wang, Y., He, T., Liu, K., Wu, J., & Fang, Y. (2012). From biomass to advanced bio-fuel by catalytic pyrolysis/hydro-processing: Hydrodeoxygenation of bio-oil derived from biomass catalytic pyrolysis. *Bioresource technology*, 108, 280-284.
32. Yi, L., Liu, H., Li, M., Man, G., & Yao, H. (2020). Prevention of CaO deactivation using organic calcium precursor during multicyclic catalytic upgrading of bio-oil. *Fuel*, 271, 117692.
33. Yi, L., Liu, H., Xiao, K., Wang, G., Zhang, Q., Hu, H., & Yao, H. (2019). In situ upgrading of bio-oil via CaO catalyst derived from organic precursors. *Proceedings of the Combustion Institute*, 37(3), 3119-3126.
34. Zhang, J. X., Guo, Y. T., Zhuang, S. Y., Lou, H. Q., & Li, Y. (2025). The effect of adding rice husk ash (RHA) and calcined shell powder (CSP) on the properties of cement mortar. *Case Studies in Construction Materials*, 22, e04426.
35. Zhang, X., Wang, T., Ma, L., Zhang, Q., & Jiang, T. (2013). Hydrotreatment of bio-oil over Ni-based catalyst. *Bioresource technology*, 127, 306-311.
36. Zhao, X., Wei, L., Cheng, S., & Julson, J. (2017). Review of heterogeneous catalysts for catalytically upgrading vegetable oils into hydrocarbon biofuels. *Catalysts*, 7(3), 83.